USE AND CARE GUIDE

USA Item 1015092987
CAN Item 1001959906
Mexico Item 240797
Model 26SV25457

7 FT Wicked Woods ANIMATED LED Macabre Witch



Questions or feedback? Our customer support team is ready to help! To learn more about our policies, get assembly assistance, shop parts, and connect to our community, visit sviservice.com or email us at customerservice@svius.com or call Home Accents Holiday Customer Service 8 a.m. - 7 p.m., EST, Monday - Friday, 9 a.m. - 6 p.m., EST, Saturday

1-855-HD-HOLIDAY (1-855-434-6543)
HOMEDEPOT.COM

PARTS LIST

A. Base x 1
B. Lower Pole x 1
C. Upper Pole x 1
D. Hip Hoop x 1
E. Costume x 1
F. Body Frame x 1
G. Left Arm x 1
H. Right Arm x 1
I. Inner Cuffs x 2
J. Left Hand and Snake x 1
K. Right Hand x 1
L. Skull x 1
M. Shawl x 1
N. Hat x 1
O. Adapter* Indoor x 1

Power Adapter * Spec
Input: 100-240V~50/60Hz
Output: 5.9V ⎓ 2.0A
Wattage: 11.8W



NOTE: Throughout the instructions, Right and Left are from the character's point of view.

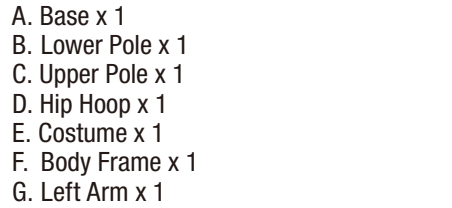

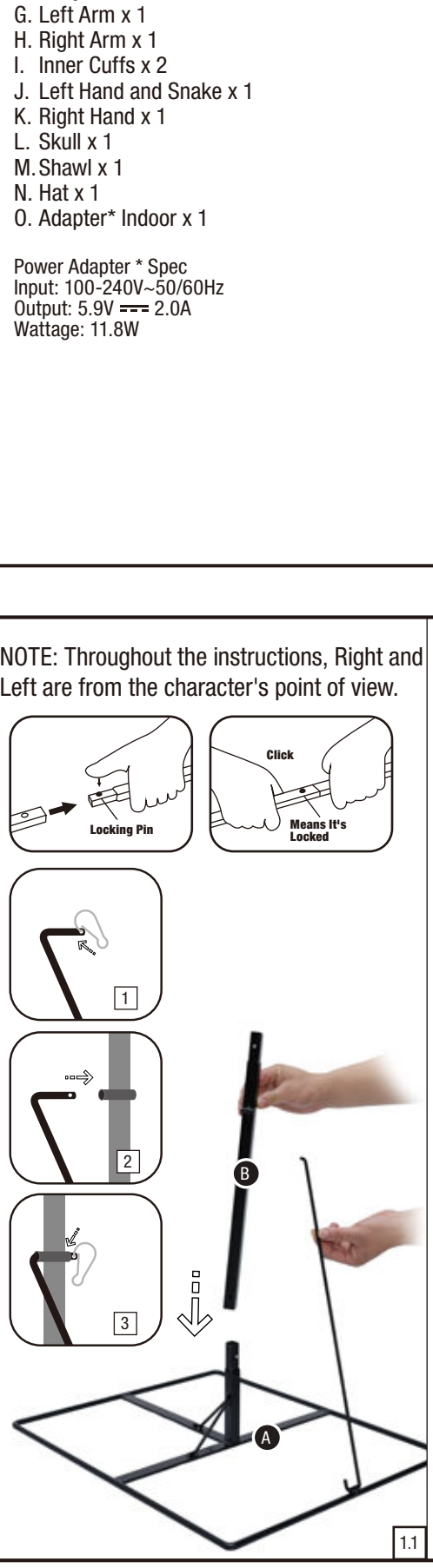

1.1



1.2



2.1



2.2

Plug the adapter into the Function Control Box.

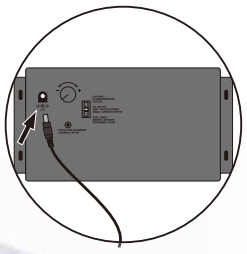

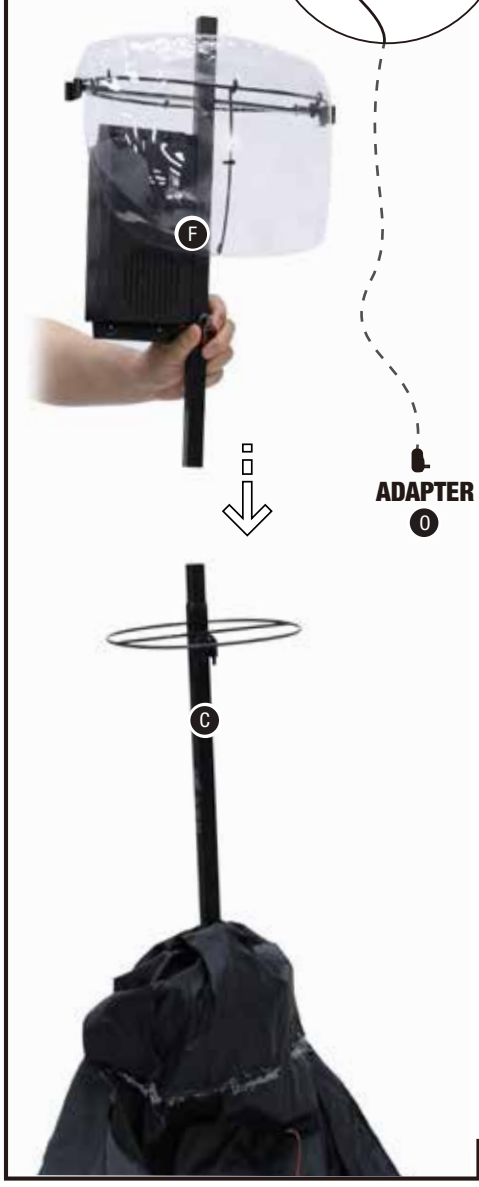







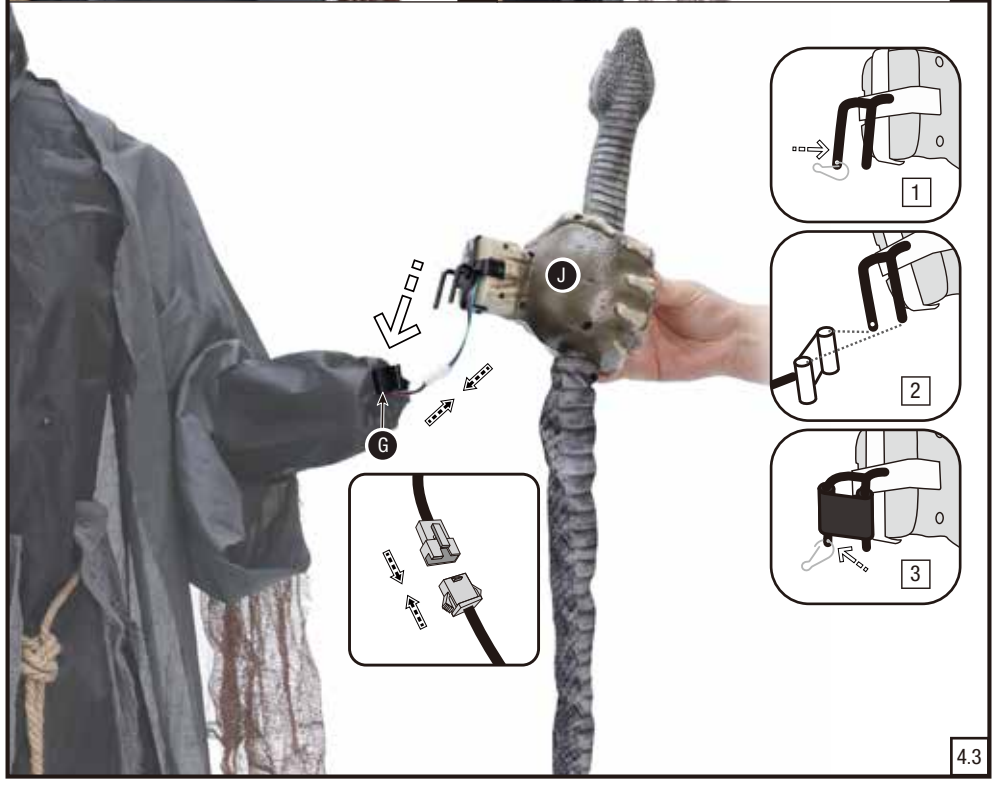







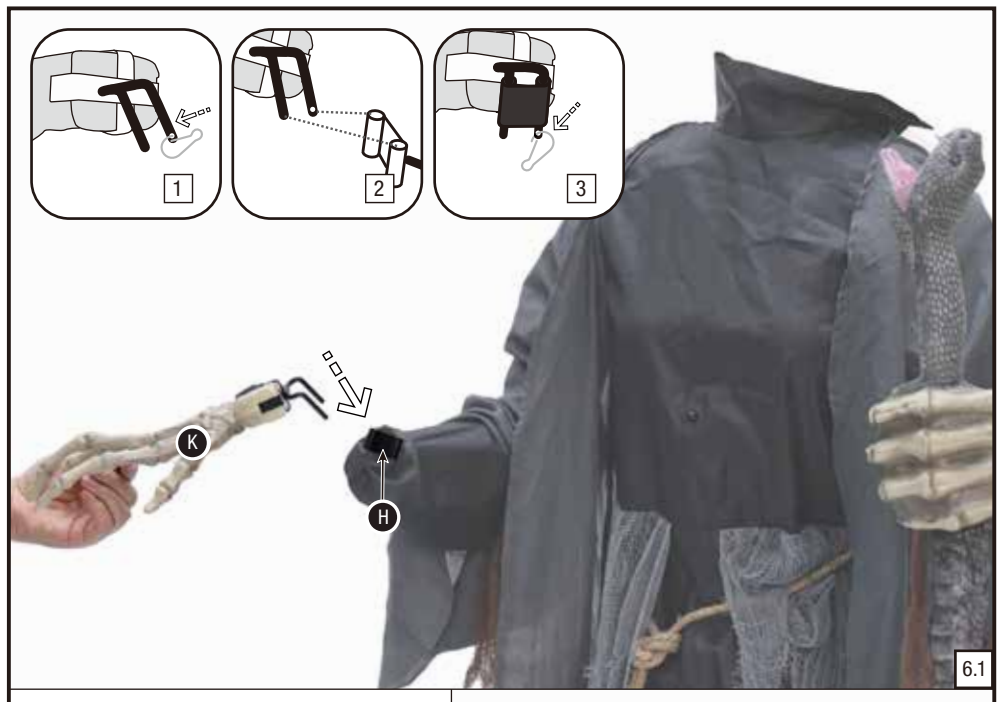

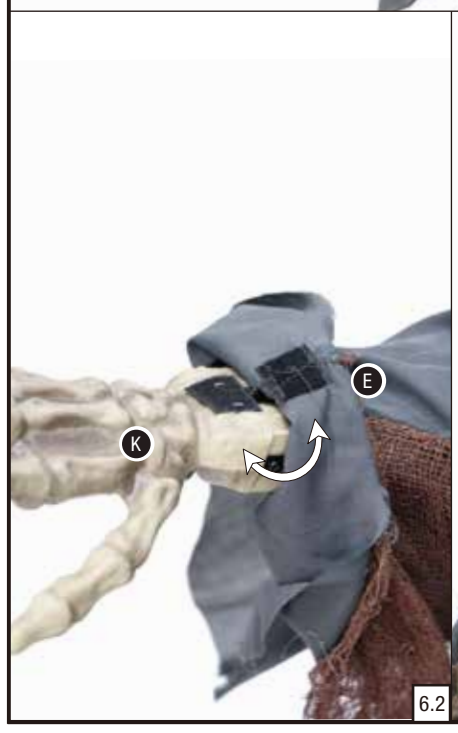

















7 FT WICKED WOODS ANIMATED LED MACABRE WITCH IS NOW FULLY ASSEMBLED. PLUG IN AND TURN ON TO LET THE FUN BEGIN!

IR SENSOR
Be sure nothing is blocking the sensor.

OPERATION INSTRUCTIONS:

1. Plug the power adapter into a standard power outlet and adjust the settings on the Function Control Box, located on the (F) Body Frame, as desired.

2. Settings:

LIGHTS ONLY / ÉCLAIRAGE UNIQUEMENT / SÓLO LUCES	Lights are activated indefinitely.
OFF • STEP PAD / ARRÊT • TAPIS ÉLECTRONIQUE / APAGAR • ALMOHADILLA DE PASO	This switch mode allows the item's lights, sounds, and animation to be activated only if triggered by using a Step Here Try Me Activation Pad (Not Included). The first press will activate the activity cycle. If pressed a second time during the activity cycle, the activity cycle will end immediately. If pressed a third time, the following activity cycle will be activated.
TIMER • SENSOR / MINUTEUR • DÉTECTEUR / TEMPORIZADOR • SENSOR	Lights are on "indefinitely" for the 6 hour period and the animation and sounds are activated when the sensor is triggered during the 6 hour period. Everything is off for the following 18 hours. The infra-red (IR) sensor has a range of up to 4 m/13 ft and will activate when someone comes within an 80-degree angle from left to right as well as from above or below. This cycle repeats indefinitely until the setting is changed.
	Raise or lower the volume using the volume control turn dial, turn all the way down to turn the volume off.

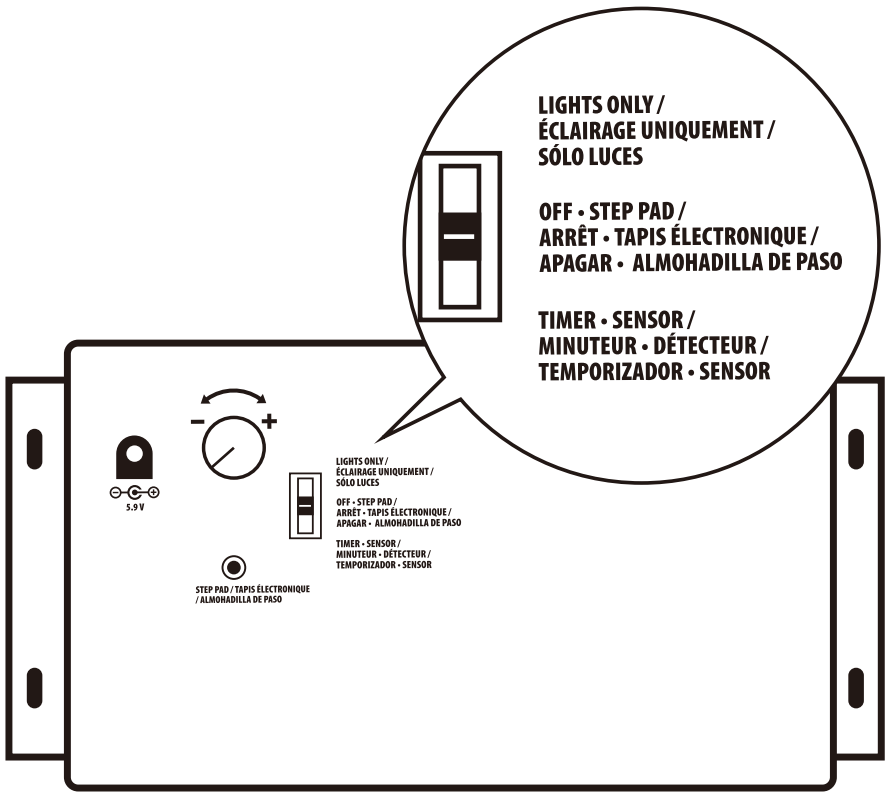

THIS PRODUCT IS COMPATIBLE WITH EXTERNAL TIMERS AND PRESERVES ITS SETTING WHEN THE POWER IS TURNED OFF/ON.

WARNING

This item is not a toy and should be used for decoration only. This item contains small parts that can be a choking hazard. Keep all plastic and wire parts away from children.

1. Please use the adapter supplied by manufacturer.
2. Please assemble item according to instructions. Connect all wires according to matching color.
3. Children should be supervised by adults. Item should not be grabbed, as it becomes a tipping hazard. Keep flammables away from the adapter, as it heats up during operation.

Please view all instructions carefully before assembling. Save this instruction sheet for future reference.

CARE AND STORAGE INSTRUCTIONS

For best performance operate your item indoors. When not in use, store this product in its original packing. Keep away from heat and moisture.

This device complies with Part 15 of the FCC Rules. Operation is subject to the following two conditions: (1) This device may not cause harmful interference, and (2) this device must accept any interference received, including interference that may cause undesired operation.

CAUTION: Changes or modifications not expressly approved by the party responsible for compliance could void the user's authority to operate the equipment.

NOTE: This equipment has been tested and found to comply with the limits for a Class B digital device, pursuant to Part 15 of the FCC Rules. These limits are designed to provide reasonable protection against harmful interference in a residential installation. This equipment generates, uses, and can radiate radio frequency energy and, if not installed and used in accordance with the instructions, may cause harmful interference to radio communications. However, there is no guarantee that interference will not occur in a particular installation. If this equipment does cause harmful interference to radio or television reception, which can be determined by turning the equipment off and on, the user is encouraged to try to correct the interference by one or more of the following measures: Reorient or relocate the receiving antenna, Increase the separation between the equipment and receiver. Connect the equipment into an outlet on a circuit different from that to which the receiver is connected. Consult the dealer or experienced radio/TV technician for help.

CAN ICES (B) / NMB (B)

IMPORTANT TIPS:

- Ensure that the item's adapter is plugged in at the Function Control Box and in the wall.
- Ensure that the switch on the function control box is on the desired setting.
- If not functioning properly (ex: Mouth and snake don't move, eyes don't light up), ensure that cables are connected to their corresponding cable as shown in the instruction sheet.
- Be sure nothing is blocking movement or caught in moving parts.
- Ensure that the floor or surface that the item sits on is flat and level.
- Ensure that the volume is not all the way down.
- Be sure nothing is blocking the sensor.

Questions, problems, missing parts? Before returning to the store, please have a copy of your receipt ready and email the SVI customer experience team (customerservice@svius.com) within 90 days of the date of purchase or call Home Accents Holiday Customer Service 8 a.m. - 7 p.m., EST, Monday - Friday, 9 a.m. - 6 p.m., EST, Saturday

1-855-HD-HOLIDAY (1-855-434-6543)
HOMEDEPOT.COM